


# Combination action, remastered



ORGAN  
MEISTER

Loved by organists, engineered for organ builders, non-invasive by design.  
Equip your organ with next-gen combination action in no time.



## A superior experience for organ players

Large touch screens with big buttons give an unmatched overview and sense of control to the organ player. Make, store & play your registrations with ease - at the organ or at home.



## Giving back control to organ builders

The plug & play, maintenance-free hardware box ensures a fast and smooth installation and ships preconfigured for the organ. All you'll ever need are a screwdriver and some pliers.



## Leaving the organ intact, safeguarding heritage

The "add-on" concept is unique: The console and electrical arrangement inside the console & organ are left untouched. installation cost & turnaround time are reduced to a minimum.



## Suitable for any organ

Virtually unlimited number of stops, couplers, buttons & toe studs. The hardware box deals with any electrical parameter at the organ. Stop worrying about polarity or voltages altogether!



## A new level of reliability

The hardware box can be replaced in under a minute in case of a lightning strike. Choose our extended quick-replace warranty for even more peace of mind.



+32 (0)470 72 31 73



hello@organmeister.com



www.organmeister.com



Nukleum bv  
BE0747.720.738  
Jozef Deveusterlaan 13 / 0101  
3010 Leuven - Belgium

Supported by



FLANDERS  
INVESTMENT &  
TRADE



START IT  
@KBC



23

Channels

46

Channels

69

Channels

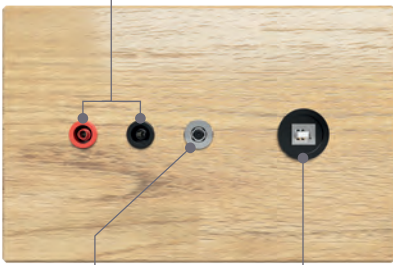
92

Channels

## FRONT

### Organ power supply connection

For all voltages and polarities

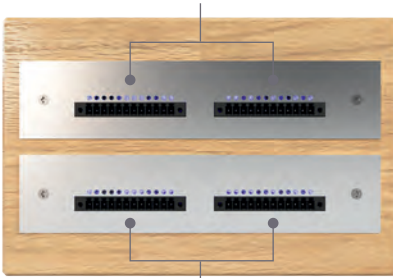


**Hardware box power supply**  
5VDC for Organ Meister electronics


**Data connection**  
USB B-type data connection to touch screen

## BACK

**LED Indicator**  
Blue LED highlighting engaged channel



**Plug & screw connector terminals**  
12 pole, 0.2 - 1.5mm<sup>2</sup>, 2 pcs per row



**Parallel wiring**  
Connected to stop terminals inside console

## MECHANICAL SPECIFICATIONS

	23	46	69	92
<b>Number Of Channels</b> (stop, coupler, button, toe studs)	23	46	69	92
<b>Dimensions</b> (length x width x height in mm)	348 x 205 x 77	348 x 205 x 125	348 x 205 x 173	348 x 205 x 221
<b>Weight</b> (kg)	4	5,5	8	10,5
<b>Enclosure</b>	Crafted varnished solid oak with industrial feed-through connectors.			

## ELECTRICAL SPECIFICATIONS & SAFETY

	5V / 2A	5V / 4A	5V / 6A	5V / 8A
<b>Power Supply</b>	5V / 2A	5V / 4A	5V / 6A	5V / 8A
<b>Organ Voltage Range</b>	10V – 26V (Direct Current).			
<b>Maximal Current</b>	0.5A per channel.			
<b>Polarity</b>	Suitable for both high side and low side switching configurations.			
<b>Connections</b>	Back: 12 pole plug & screw connectors (0.2 - 1.5mm <sup>2</sup> - included). Front: 5VDC power supply connector (power supply included). USB Data port (B-type - cable included). Red + Black shielded banana plug connectors (included).			
<b>Spark Suppression</b>	Snubber circuit with Schottky diode for each channel, protecting against voltage transients.			

## ENVIRONMENTAL SPECIFICATIONS

<b>Ingress Protection</b>	IP 50.
<b>Operating Temperature</b>	0°C → 40°C (Storage Temperature -5°C → 50°C).
<b>Relative Humidity</b>	<80%, no condensation.

## CERTIFICATES & WARRANTIES

<b>CE Conformity</b>	EMC (Electromagnetic Compatibility) directive (standard IEC/EN 61326 for emission and immunity), RoHS directive.
<b>Warranty</b>	2 year standard warranty, extendable with 'quick replace' warranty.



Download installation manual

[organmeister.com/installation](http://organmeister.com/installation)

